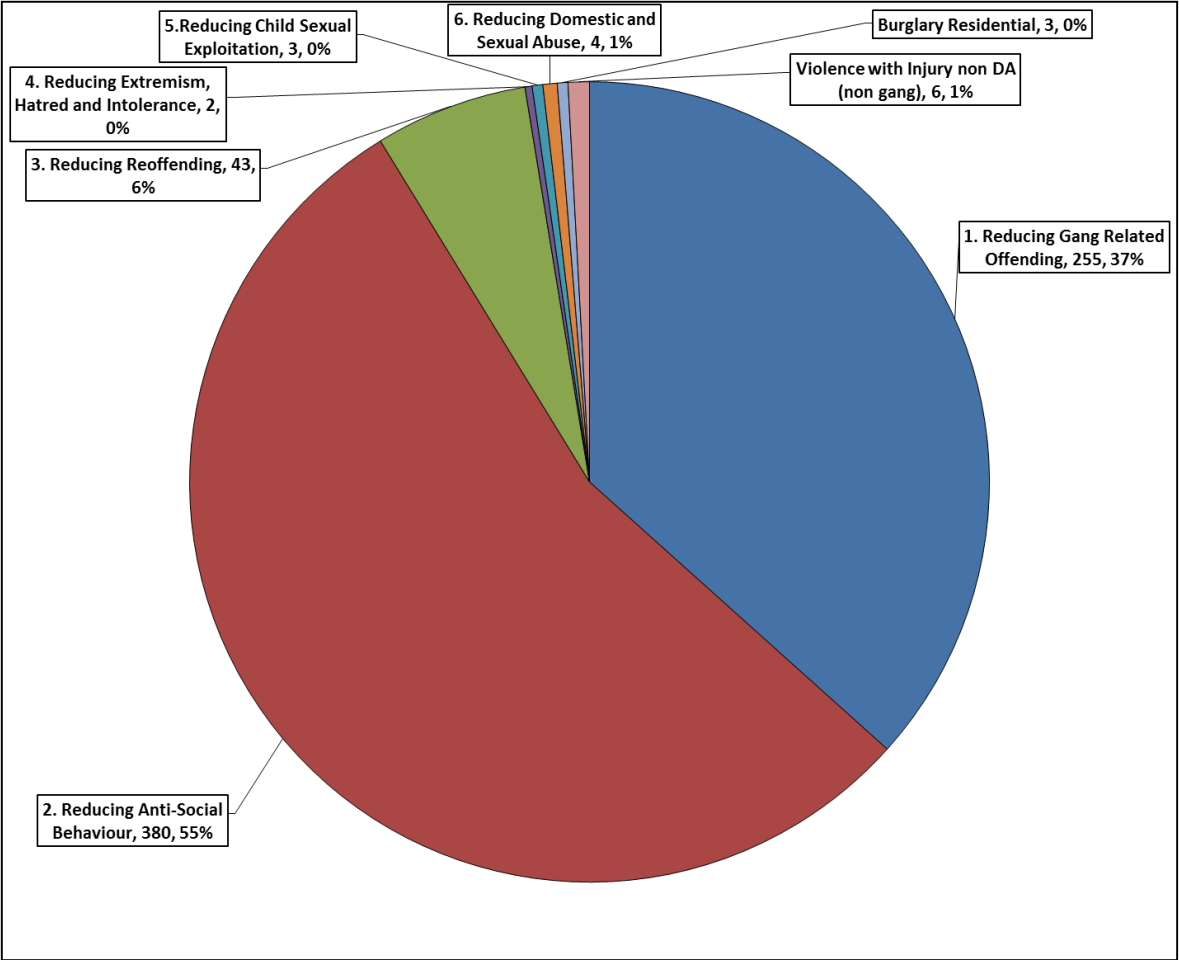


| Priority | Quarter 1 | Quarter 2 | Quarter 3 | Quarter 4 |
|---|----------------|----------------|----------------|----------------|
| 1. Reducing Gang Related Offending | 36.64% | 37.77% | 29.91% | 30.49% |
| 2. Reducing Anti-Social Behaviour | 54.60% | 53.65% | 48.82% | 51.48% |
| 3. Reducing Reoffending | 6.18% | 2.70% | 10.91% | 4.59% |
| 4. Reducing Extremism, Hatred and Intolerance | 0.29% | 0.14% | 0.09% | 0.00% |
| 5.Reducing Child Sexual Exploitation | 0.43% | 0.47% | 2.18% | 0.33% |
| 6. Reducing Domestic and Sexual Abuse | 0.57% | 2.30% | 6.36% | 9.84% |
| Burglary Residential | 0.43% | 1.15% | 0.64% | 0.98% |
| Violence with Injury non DA (non gang) | 0.86% | 1.82% | 1.09% | 2.30% |
| Grand Total | 100.00% | 100.00% | 100.00% | 100.00% |

Quarter 4 up to the 04/02/2018

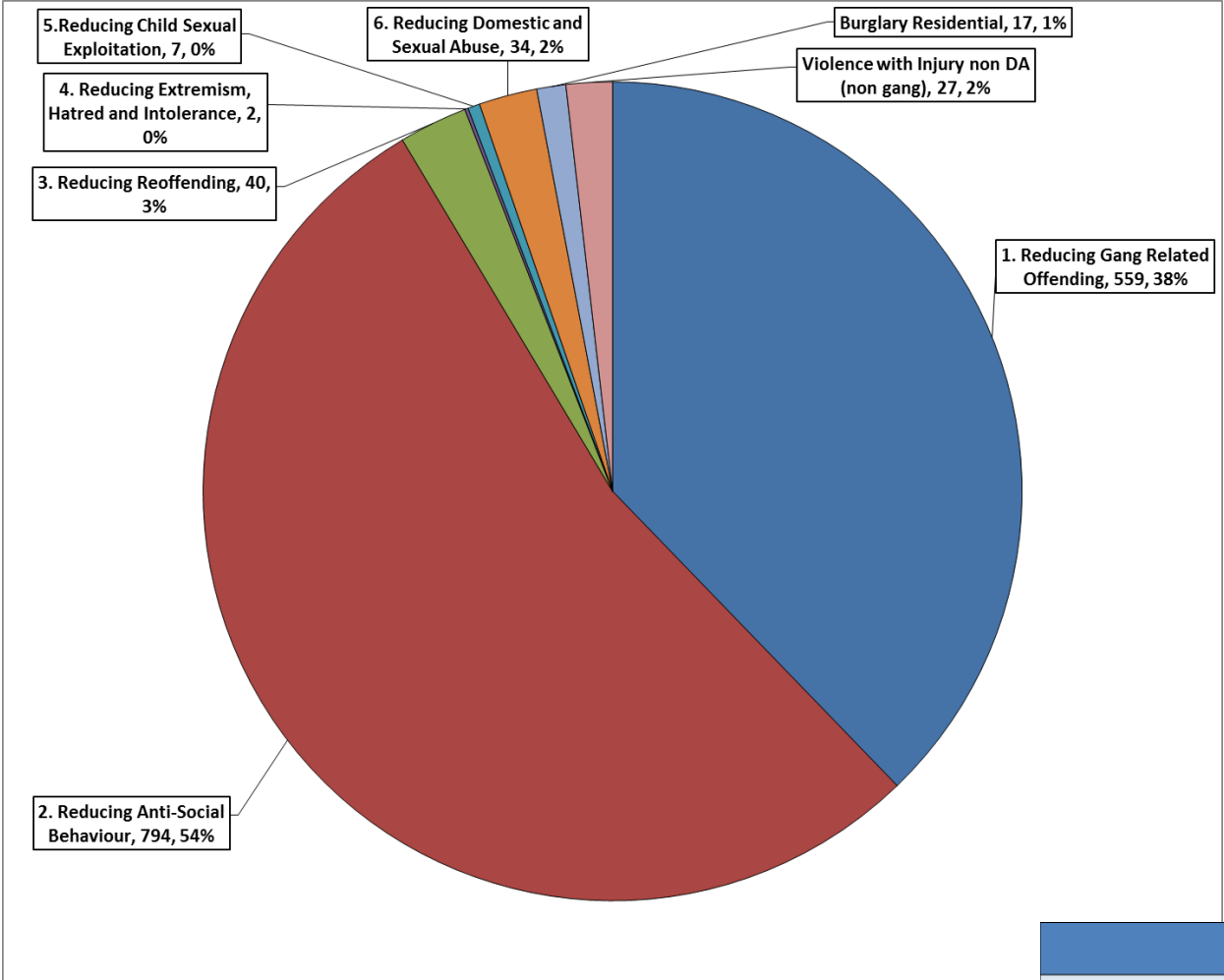
Knife Crime largely aligned to Gang Related Offending for recording purposes due to cross over.

Quarter 1



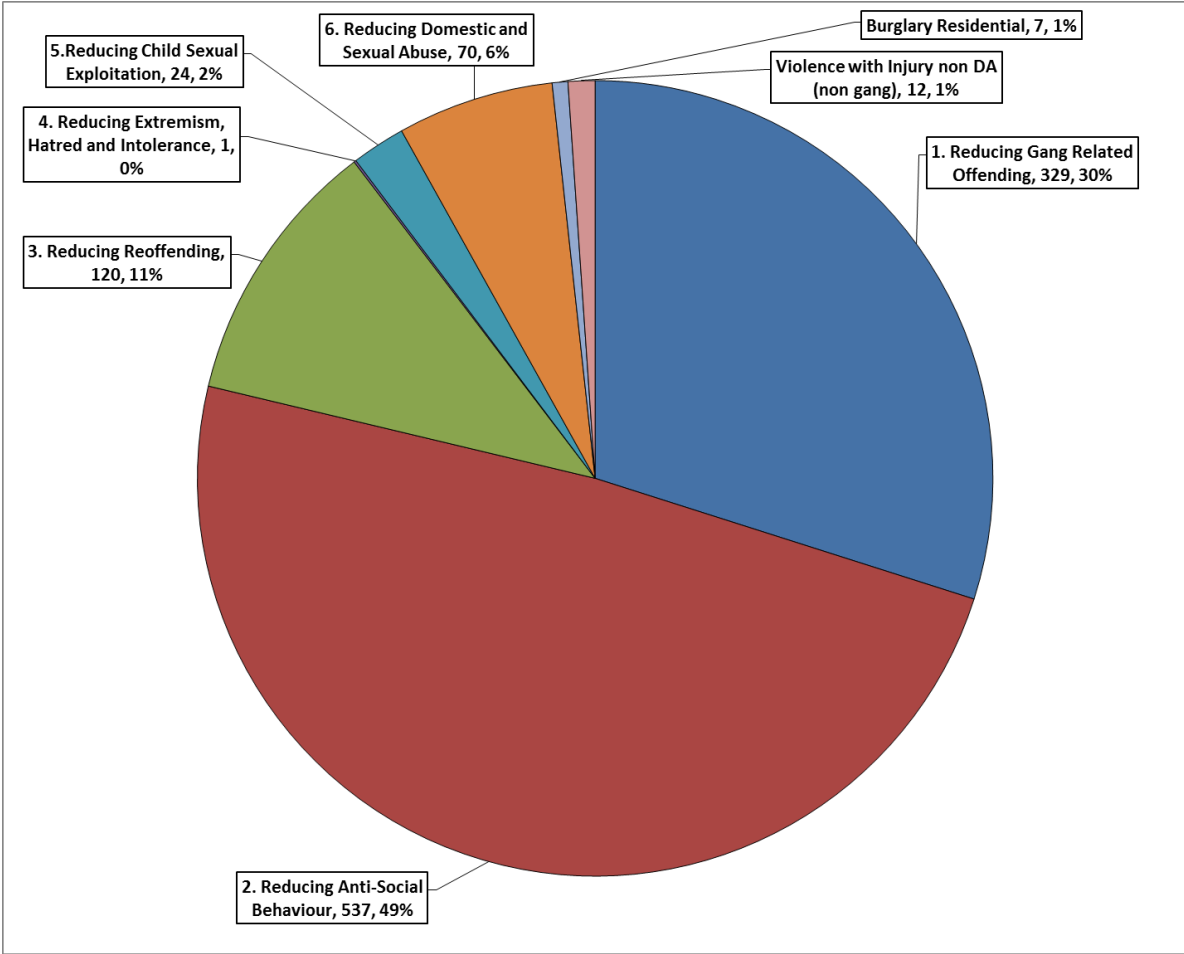
| Priority | Quarter 1 |
|---|-----------|
| 1. Reducing Gang Related Offending | 255 |
| 2. Reducing Anti-Social Behaviour | 380 |
| 3. Reducing Reoffending | 43 |
| 4. Reducing Extremism, Hatred and Intolerance | 2 |
| 5.Reducing Child Sexual Exploitation | 3 |
| 6. Reducing Domestic and Sexual Abuse | 4 |
| Burglary Residential | 3 |
| Violence with Injury non DA (non gang) | 6 |
| Grand Total | 696 |

Quarter 2



| Priority | Quarter 2 |
|---|-----------|
| 1. Reducing Gang Related Offending | 559 |
| 2. Reducing Anti-Social Behaviour | 794 |
| 3. Reducing Reoffending | 40 |
| 4. Reducing Extremism, Hatred and Intolerance | 2 |
| 5.Reducing Child Sexual Exploitation | 7 |
| 6. Reducing Domestic and Sexual Abuse | 34 |
| Burglary Residential | 17 |
| Violence with Injury non DA (non gang) | 27 |
| Grand Total | 1480 |

Quarter 3



| Priority | Quarter 3 |
|---|-----------|
| 1. Reducing Gang Related Offending | 329 |
| 2. Reducing Anti-Social Behaviour | 537 |
| 3. Reducing Reoffending | 120 |
| 4. Reducing Extremism, Hatred and Intolerance | 1 |
| 5.Reducing Child Sexual Exploitation | 24 |
| 6. Reducing Domestic and Sexual Abuse | 70 |
| Burglary Residential | 7 |
| Violence with Injury non DA (non gang) | 12 |
| Grand Total | 1100 |

| Outcomes | Quarter 1 | Quarter 2 | Quarter 3 |
|----------------------------------|------------|-------------|-------------|
| Disruption | 384 | 884 | 346 |
| Other | 81 | 113 | 69 |
| Stop/Search | 0 | 110 | 308 |
| Dispersal notice issue | 0 | 99 | 113 |
| Arrest | 36 | 49 | 67 |
| PSPO - Warning | 62 | 44 | 0 |
| Engagement | 33 | 39 | 18 |
| Intervention - referred | 4 | 20 | 4 |
| CPN | 14 | 18 | 0 |
| Weapons sweep | 0 | 17 | 29 |
| Brothel warning - Person | 0 | 12 | 16 |
| PSPO - Breach | 0 | 11 | 0 |
| Crimint/intel | 0 | 10 | 14 |
| prostitute interview | 0 | 9 | 20 |
| Cannabis warning | 0 | 8 | 31 |
| Warrants executed | 0 | 7 | 13 |
| Brothel visit | 0 | 7 | 16 |
| FPN | 31 | 7 | 0 |
| CPN - Breach | 0 | 6 | 1 |
| Closure notice evidence gathered | 0 | 5 | 1 |
| Warning | 50 | 5 | 10 |
| Written charge and requisition | 0 | 3 | 7 |
| LOS recovered | 0 | 2 | 0 |
| Closure notice issued | 0 | 1 | 1 |
| Traffic report | 0 | 1 | 6 |
| PND | 0 | 0 | 7 |
| Brothel warning - Premises | 0 | 0 | 3 |
| Grand Total | 695 | 1487 | 1100 |